

# Kindergarten Literacy Home Learning Choice Board

Each day, choose one activity from the list below.

Have fun learning!

Make flash cards for your snap words and practice reading them for 5 minutes.

Choose books from your "just right" level on the website [Loving to Read](#) and read privately for 30 minutes

Read with an adult or sibling for 15 minutes. Read any book, in any language of your choice!

Log into MyOn and choose books to private read for 30 minutes

Write about something you did today or make up a school-appropriate silly story. Use lots of detail, sentences and labels in your pictures.

## Superpower of the Week: POINTER POWER!

Dear Super Readers,  
I hear you are all at home right now! I thought the classroom seemed too quiet. While at home, make sure to keep your super powers activated. Remember, the more we use them...the stronger we get! So this week, let's all reactivate our POINTER POWER! Be sure to point to every word you read. I wonder if your pointer power is helpful at other times of your day too? Tell your teacher all the ways




# Reading Resources

Remember to point  
**under** each word, and  
make sure you only say



I can read!



We have pointer power.

© 2015 by Heinemann and Lucy Calkins et al., Units of Study for Teaching Reading, Grade K Unit 2, Superpowers: Reading with Phonics and Sight Word Power. "We are Super Readers!" #1

We write stories  
at sch



Important Reading Links:

[Loving2Read](#)

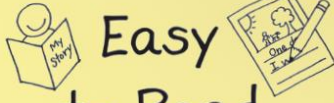
[Renton Core Digital Learning Resources](#) - FIND MyOn HERE

## Snap Words

a	me
the	I
like	my
at	look
see	here
is	this
an	in
it	and
can	do
to	be
we	got
was	went
she	he

# Writing Resources

Make Writing  
Easy  
to Read



I ran faster and won.

Leave spaces  
between words.



Make pictures that  
help with the  
words.



Write a letter for  
each sound.

One day I took  
my dog for a walk.  
A big dog ran  
up to us.





























Use CAPITAL letters  
to start sentences.



Put a period at  
the end of every  
sentence.

As you write your story, remember these  
important tips to Make Your Writing  
Easy To Read!

Use your alphabet chart to help you write down every sound you hear in the word.

	 A a	 B b	 C c
 D d	 E e	 F f	 G g
 H h	 I i	 J j	 K k
 L l	 M m	 N n	 O o
 P p	 Q q	 R r	 S s
 T t	 U u	 V v	 W w
 X x	 Y y	 Z z	 _____ Name

Units of Study in Phonics (© 2018 by Lucy Calkins and Colleagues; Heinemann: Portsmouth, NH). May be photocopied for classroom use.